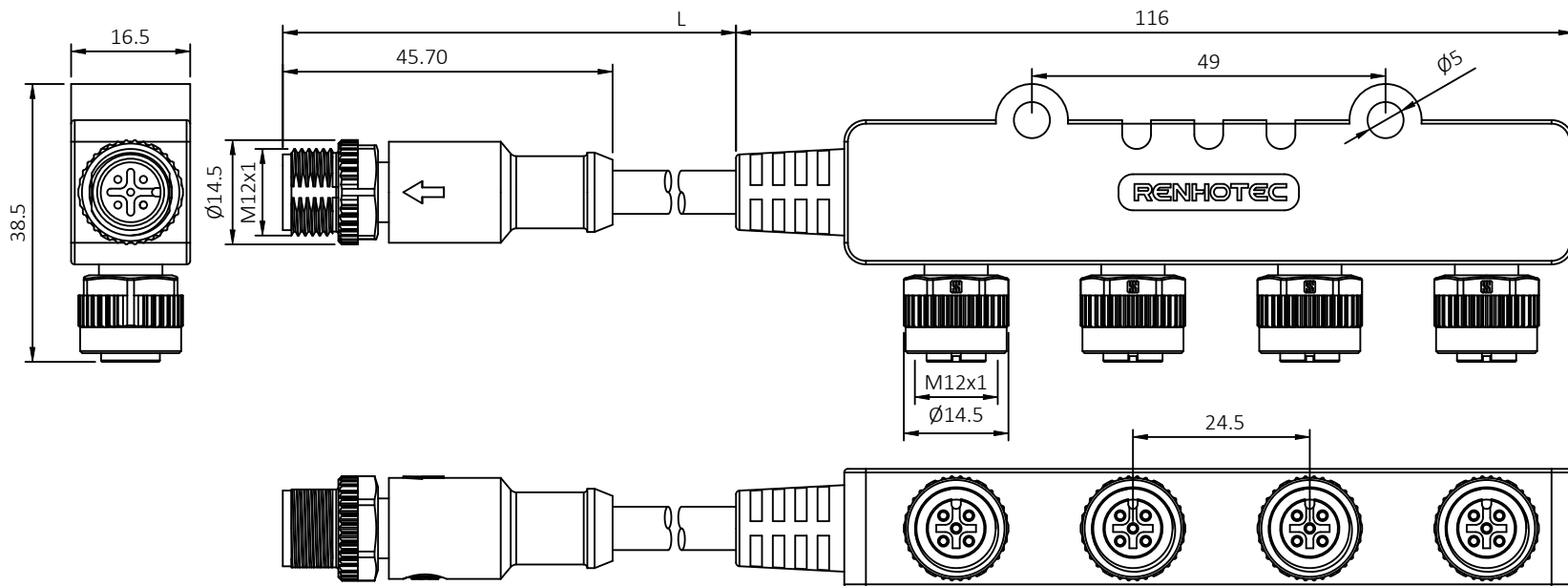




ISSUE	DESCRIPTION	DWN	DATE	APPROVEN
R1.0	First issue	Ding	2024/01/01	JIM.KING



General Specifications:

Comply with IEC61076-2-101
 Connector 1: M12 5P Female x4
 Connector 2: M12 5P Male
 Locking: Screw Connection
 Termination: Solder Cup

Electrical:

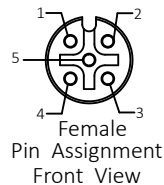
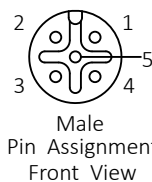
Rated Voltage: 60V AC/DC
 Rated Current: 4A
 Contact Resistance: $\leq 5m\Omega$
 Insulation Resistance: $\geq 100M\Omega$

Mechanical:

Mating Cycles: min 500
 Temperature Range: -25 to 80° C
 Degree of Protection: IP67

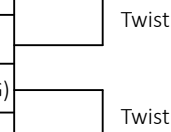
Material:

Coupling nut/screw: Zinc Alloy, Electroless Nickel
 Insulator: PA66 UL94-V0 black
 Contacts: Brass, Gold Plated
 Seal: FKM, Green
 Body Molding: PVC, Blue
 CAN-BUS Cable: (24#*1P+AL)+(22#*1P+AL)+Drain+AL+Braid , PUR jacket, Violet



Wire list

CONN.	CONN2	CONN3	CONN4	CONN5	Wire color
1	1	1	1	1	Drain(22AWG)
2	2	2	2	2	Red(22AWG)
3	3	3	3	3	Black(22AWG)
4	4	4	4	4	White(24AWG)
5	5	5	5	5	Blue(24AWG)



-TOLERANCES- UNLESS OTHERWISE SPECIFIED	RENHOTEC GROUP				
	PART DESCRIPTION: M12 Distribution Box, 4 Way				
UNLESS OTHERWISE SPECIFIED TOLERANCES FOR MILLIMETERS ARE: 0.5 - 8mm ± 0.20mm 8 - 30mm ± 0.25mm 30 - 120mm ± 0.30mm	Appr:	P/N: RHT-634-3404			
	Check:	Date	Scale	Unit	Type
	Draw:	2024.01.01	Free	MM	Z
					Page
					1/1